

# Bevel Bow Panel


*Design, Fabrication, and Text by Jennell Hogue*



Sometimes the simplest design makes the biggest impact. This panel will fit in just about anywhere. Graceful and elegant, this perky bow bevel cluster is the perfect central figure for the geometric background. Finish it off with some decorative solder work, and you will have a panel that's simply stunning.

1

*Place the Mika MB-96 Bow bevel on the pattern and trace around it with a black marker.*



Since bevels are hand cut, the pattern may be slightly different for each one.

2

*Transfer the pattern to the glass using an extrafine black marker.*



## **Spectrum Glass Company**

526-2RR Moss Green Rough Rolled, 1/2 Sq. Ft.

146RR Dark Purple Rough Rolled, 1/2 Sq. Ft.

534-2SF Violet Cathedral, 1/4 Sq. Ft.

433-1W Deep Steel/Sky Blue Waterglass®

### **Tools and Materials**

Mika MB-96 Bevel Kit 63/37 Solder

1x1 Bevels, 4 Brass Hangers, 2

Small Zinc or Copper U-Channel

Black Marker Extrafine Black Marker

Ceiling Tile Pushpins Morton Layout Blocks


Neutralizing Cleaner Toothbrush

Patina (optional) Patina Buddy

Finishing Compound

3

*Using ceiling tile for the work base, lay the pattern down.*



Pin Morton Layout Blocks around the perimeter of the pattern.

4

*Cut, fit, grind, and foil the glass.*




5

*Solder all of the design lines.*



6

*Add decorative solder balls to the seams around the brown diamonds and the purple diamond.*



I used 63/37 solder for this application.

7

*Cap the edge of the glass with copper U-channel, then solder the hangers in place.*



8

*Clean the project with a neutralizing cleaner and scrub the solder seams with a Patina Buddy only if applying patina.*



Apply the patina to a clean, dry project. Wash the patina off with a neutralizing cleaner. Dry and apply finishing compound according to instructions.

**GPQ**

© Copyright 2009 by Glass Patterns Quarterly. All rights reserved.

*Jennell Hogue, owner of Glass-a-holic Publications in Ontario, Canada, has written and released twenty pattern books including Jennell's Big Book of Dogs and has developed a product line for stained glass artists that includes the Patina Buddy and Metal Magic Pads. She also designs bevels and filigree for Mika International.*



# Bevel Bow Panel

